















































A large grid of characters and symbols, likely a data visualization or a complex code representation. The grid is organized into rows and columns, with each cell containing a single character or symbol. The characters include letters, numbers, and various special characters, arranged in a structured pattern that suggests a specific data set or a complex algorithmic output. The grid is approximately 130 rows by 130 columns.





No	@	Color	Code	Count
1	▼		151	1344
2	☒		154	2773
3	◐		155	1456
4	K		292	696
5	H		293	1659
6	Ю		294	2663
7	✘		295	1924
8	■		297	1550
9	☞		321	1416
10	★		322	982
11	♃		345	5
12	▴		357	239
13	↑		461	120
14	£		462	1339
15	Z		463	23
16	☾		481	63
17	S		483	27
18	Э		484	462
19	ζ		521	25
20	‡		525	105
21	'		561	4113
22	✦		562	513
23	⌋		564	1040
24	Є		565	865
25	←		566	756
26	●		567	553
27	o		742	488
28	И		831	347
29	:		873	54
30	¨		883	3306
31	σ		921	435
32	Ω		925	1198
33	☯		926	1666
34	■		928	792
35	☾		951	205
36	≠		962	1654
37	☆		963	312
38	☺		964	490
39	↻		965	648
40	◇		966	629
41	?		989	2042
42			991	94
43	/		992	443

No	@	Color	Code	Count
44	■		993	297